


TW5-83 series

Compound Feed Extra High Post-Bed Lockstitch Sewing Machine



MAX. SEWING SPEED 1,600 SPM.

CLEARANCE UNDER THE ARM

548x215 mm(8365);548x240 mm(8366)











311x215 mm(8367);311x240 mm(8368)

EQUIPMENT:

compound feed; special needle plate for stitching small arc products;

M: with inclinable bed ;

Suitable for sewing such products as boots, suitcase, golf bags etc.

											
TW5-	8365	•	1,600	•	6	DPx17 15#-23#	36	•	8/13	20/3	M
	8365M	•	1,600	•	6	DPx17 15#-23#	36	•	8/13	20/3	M
	8366	•	1,600	•	6	DPx17 15#-23#	36	•	8/13	20/3	M
	8367	•	1,600	•	6	DPx17 15#-23#	36	•	8/13	20/3	M
	8367M	•	1,600	•	6	DPx17 15#-23#	36	•	8/13	20/3	M
	8368	•	1,600	•	6	DPx17 15#-23#	36	•	8/13	20/3	M